



# Changing the Culture of Speed

Automated Enforcement, DVAP and Communications




Kim Wiley-Schwartz  
*Assistant Commissioner, Education and Outreach*

# In This Presentation

---

- 1 The Changing NYC Streets
- 2 Fighting the Culture of Speeding in NYC
- 3 NYC Speed Camera Program
- 4 Intelligent Speed Assistance Program in NYC



**VISION ZERO**



---

The Changing NYC Streets

1

# Vision Zero in New York City

## The Key Principles

- Deaths and serious injuries on our roads are preventable
- Legislation, Engineering, Enforcement, Education = Culture Change
- Until 2020, defying the national trend with 10 percent decline in all fatalities, and 37 percent decline in pedestrian fatalities\*



© NYC DOT

\*as compared to the five-year average before Vision Zero

# NYC DOT Projects Since 2014

## Getting the work done

- Over 800 safety engineering projects completed
- Over 550 intersections received turn calming treatments
- Over 5000 leading pedestrian intervals installed
- Over 150 miles of new protected bike lanes
- Over 2200 speed reducers (bumps/cushions) built



CITY  
SPEED  
LIMIT  
**25**  
PHOTO  
ENFORCED

STOP









Fighting the Culture of Speed in NYC

2

# Driving Down Speeding

1 in 3 traffic fatalities in NYC  
involved unsafe speeds

\*\*\*In 2021 the speeding crashes were up 60%  
over the previous three-year average



Driving isn't easy,  
but saving a life is.

Slow down.

VISION  
ZERO



Manejar no es fácil,  
pero salvar una  
vida sí lo es.

Gire lentamente.

VISION  
ZERO






**Speeding ruins lives.**  
**Slow down.**



NEW YORK CITY  
**DOT**  
**VISION ZERO**   
Building a Safer City

**Speeding ruins lives.**  
**Slow down.**



NEW YORK CITY  
**DOT**  
**VISION ZERO**   
Building a Safer City



**VISION ZERO** 

---

NYC Speed Camera Program

3

# NYC's Original Program

- 2013 – Pilot with 20 cameras in school zones
- 2014 - Expanded to 140 school zones
- 100 fixed camera zones and 40 mobile units
- School day/school hours restrictions – near school entrances
- All fines held to \$50 per NOL





# NYC Camera Expansion

2019 - NYC is authorized to expand camera program to 750 school zones:

- Placement is expanded to a  $\frac{1}{4}$  mile radius around schools
- Operational Hours: 6am to 10pm on weekdays, no holidays
- Multiple cameras allowed in each zone – up to 3 cameras per zone.  
2000 in total with 40 mobile cameras


### Hillside Avenue



| Dec 2021 | First Month |
|----------|-------------|
| 115      | 1279        |

**-91%**

### Grand Concourse



| Dec 2021 | First Month |
|----------|-------------|
| 60       | 604         |

**-90%**


### Queens Boulevard



| Dec 2021 | First Month |
|----------|-------------|
| 347      | 494         |

**-82%**

### Amboy Road



| Dec 2021 | First Month |
|----------|-------------|
| 25       | 201         |

**-88%**

### Hylan Boulevard



| Dec 2021 | First Month |
|----------|-------------|
| 47       | 360         |

**-87%**

### Boston Road



| Dec 2021 | First Month |
|----------|-------------|
| 96       | 431         |

**-78%**


### Ocean Avenue



| Dec 2021 | First Month |
|----------|-------------|
| 70       | 472         |

**-85%**

### 4th Avenue (BK)



| Dec 2021 | First Month |
|----------|-------------|
| 77       | 463         |

**-83%**

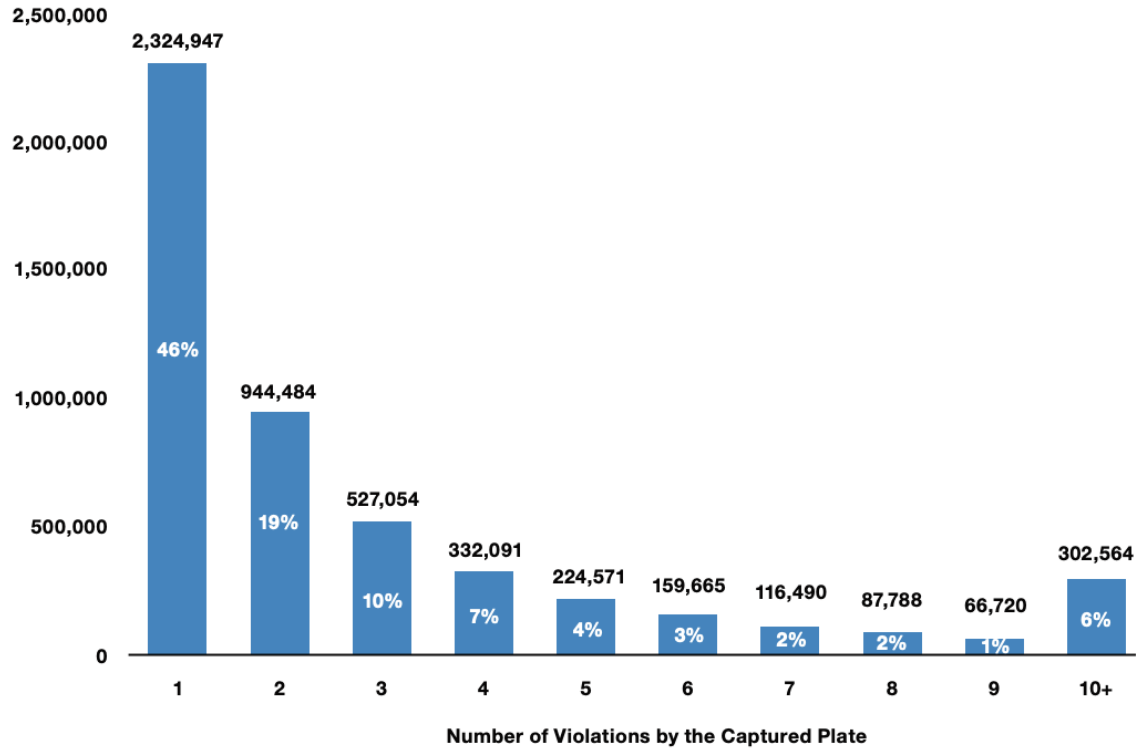
### Amsterdam Avenue



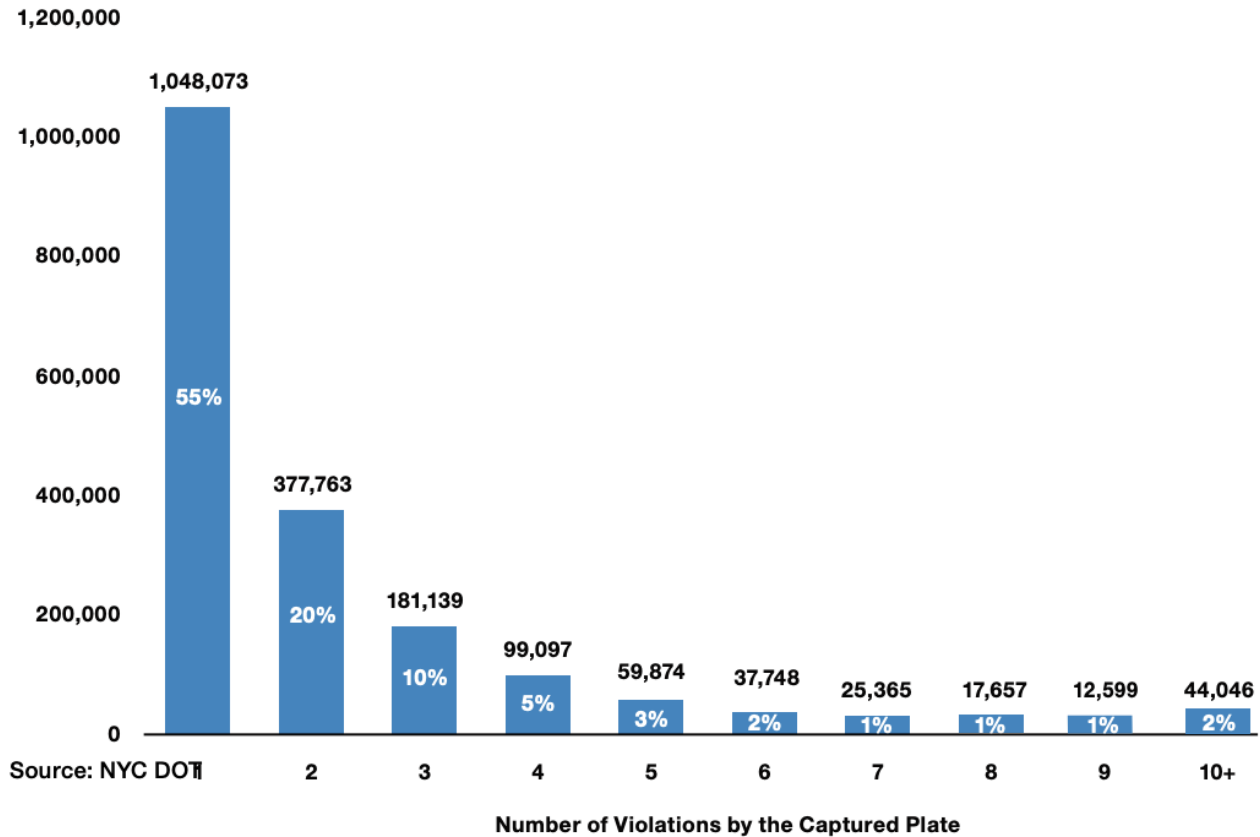
| Dec 2021 | First Month |
|----------|-------------|
| 30       | 143         |

**-79%**

## Repeat Violators, 2014 – 2021



## Repeat Violators, 2021 Only

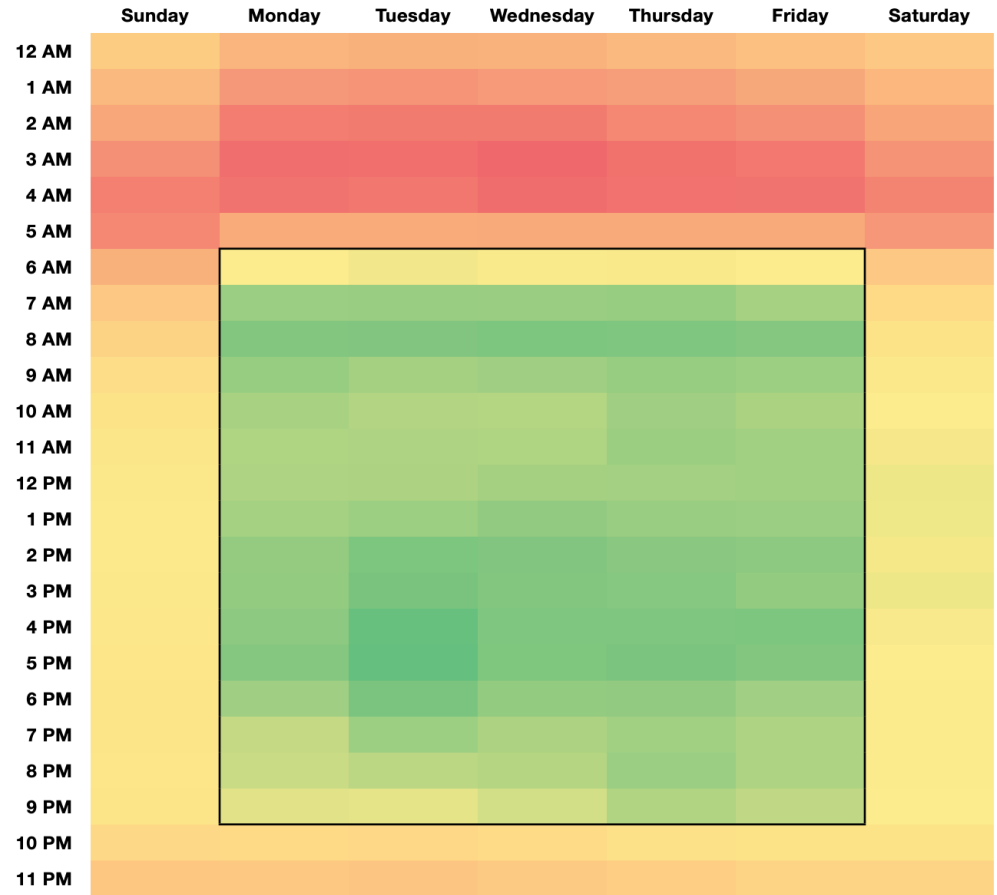


# Some Speed Camera Results

- Speeding violations down an average of 72% at camera locations during hours of operation
- Injuries down 14% in school speed zones
- In seven years of the program, majority of violators received no more than two notices of liability – but five percent are severe recidivists (10+)
- Only 2.3% of notices of liability are challenged, and of those, only one in twenty is overturned (0.1% of total)

## Ratio of Speed Camera Trigger Events to Total Traffic Volumes, June 2021 – All Locations

- In 2020, an alarming 30% of all road deaths happened in school zones that have cameras but at times when the they had to be turned off.
- In 2021, 46% of crashes occurred in locations where speed cameras were present but inoperable



Note: Black outline indicates speed camera hours of operation under State law.

Source: NYC DOT

# 2022 Further Expansion

- Cameras operate 24/7 and 365 days a year
- Overnight and weekend crashes are addressed
- Most vehicles receive only 1 or 2 NOLs in total





## Intelligent Speed Assistance Program in NYC

# 4



# Intelligent Speed Assistance in NYC

---

August 2022 Pilot Program includes:

- 50 NYC Fleet vehicles from multiple agencies including small, mid-sized and large ones
- 133,400 miles traveled over the first 6 months



# Results of the Pilot

---

As of January 2023:

- 99% of vehicles drove the programmed speed limit
- There were 35% fewer incidents of hard braking



# THANK YOU



Driving isn't easy,  
but saving a life is.

Slow down.

**VISION  
ZERO**

**Kim Wiley-Schwartz.**  
Assistant Commissioner  
Education and Outreach  
[kwileyschwartz@dot.nyc.gov](mailto:kwileyschwartz@dot.nyc.gov)

**VISION  
ZERO**  
[nyc.gov/visionzero](http://nyc.gov/visionzero)

