



Aurora

*Computer-rendered imagery provided for illustrative purposes only

Cautionary statement regarding forward-looking statements

This presentation contains certain forward-looking statements within the meaning of the federal securities laws. All statements contained in this presentation that do not relate to matters of historical fact should be considered forward-looking statements, including but not limited, to those statements around our ability to achieve certain milestones around and commercialize the Aurora Driver on the timeframe we expect or at all. These statements are based on management's current assumptions and are neither promises nor guarantees, but involve known and unknown risks, uncertainties and other important factors that may cause our actual results, performance or achievements to be materially different from any future results, performance or achievements expressed or implied by the forward-looking statements. For factors that could cause actual results to differ materially from the forward-looking statements in this press release, please see the risks and uncertainties identified under the heading "Risk Factors" section of Aurora Innovation, Inc.'s ("Aurora") Quarterly Report on Form 10-Q for the quarter ended June 30, 2022, filed with the SEC on August 12, 2022, and other documents filed by Aurora from time to time with the SEC, which are accessible on the SEC website at www.sec.gov. All forward-looking statements reflect our beliefs and assumptions only as of the date of this presentation. Aurora undertakes no obligation to update forward-looking statements to reflect future events or circumstances.

All third-party logos appearing in this presentation are trademarks or registered trademarks of their respective holders. Any such appearance does not necessarily imply any affiliation with or endorsement of Aurora.

Delivering the benefits of self-driving technology
safely, quickly, and broadly






Increase safety

Every hour **154 people** lose their lives¹ on the world's roads



Transform logistics

In the U.S., trucking accounts for **300B miles annually** & **65% of total goods³** movement



Expand access

25.5 million people² with a disability in the U.S. have difficulty traveling outside of the home



Improve lives

The average driver spends **54 minutes⁴** each work day commuting—the equivalent of 10 days a year

SOURCES: ¹ 1.35m people die per year in road fatalities (WHO 2018) https://www.who.int/violence_injury_prevention/road_safety_status/2018/en/external_icon ² In the 2017 NHTS, an estimated 25.5 million people report having disabilities that make traveling outside the home difficult. (3-20, USDOT Transportation Statistics Annual Report 2018). ³ Trucks moved 65% of Goods by weight in 2017 (<https://www.bts.gov/topics/freight-transportation/freight-shipments-mode>) ⁴ 27min one-way commute (US Census Bureau, 2018)



Chris Urmson
Chief Executive
Officer, Co-founder



Drew Bagnell
Chief Scientist,
Co-founder



Sterling Anderson
Chief Product
Officer, Co-founder



~1600
Employees

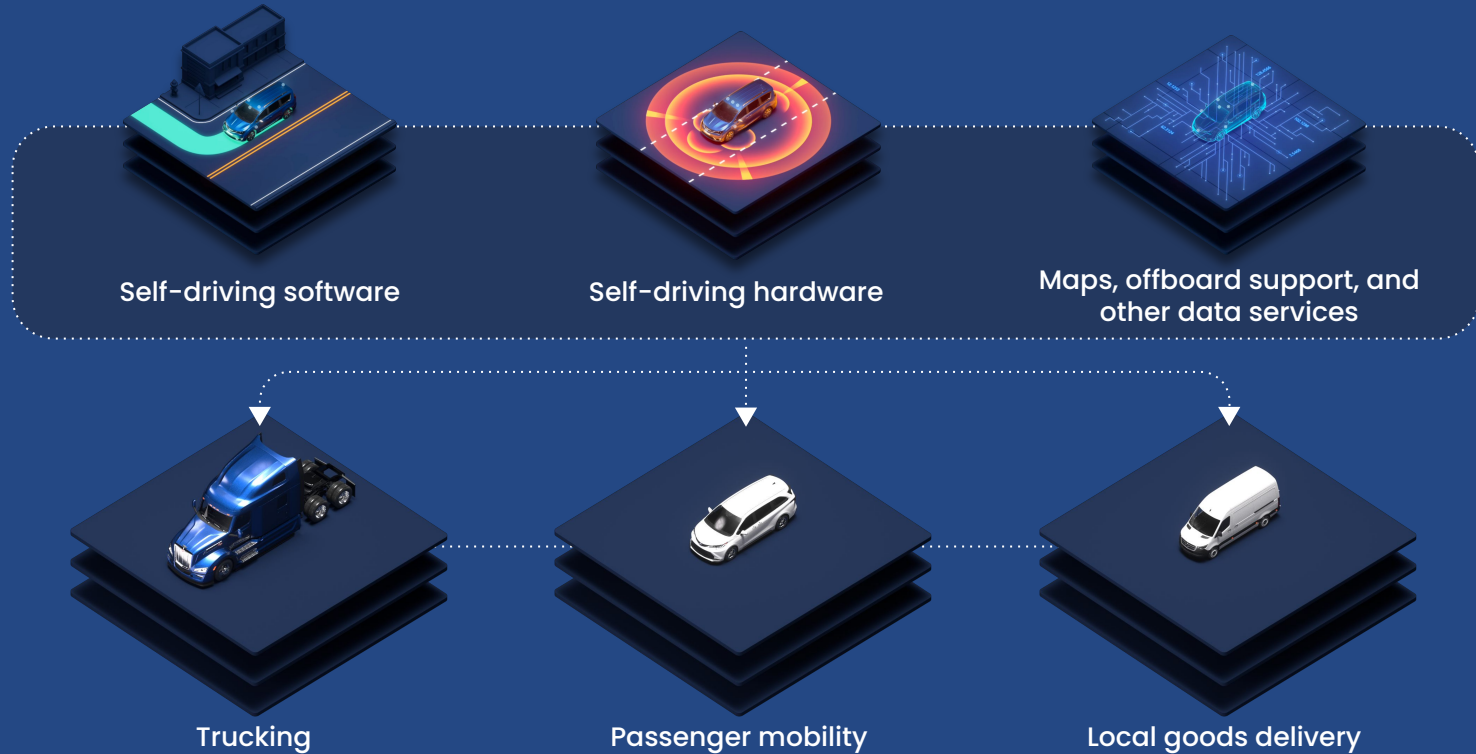
1400+
Product & Engineering

1100+
Patents¹

¹Includes patents and pending applications worldwide

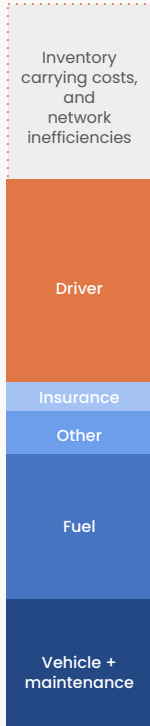


The Aurora Driver is a common platform across transportation verticals





The Aurora Driver can create immense value for trucking partners



Trucking cost of operation

Speed up service and supply chains

- ▶ The Aurora Driver can operate **24 hours/day** vs a traditional truck's 11
- ▶ Moving a load from LA to Houston drops from **2+ days to a single day**
- ▶ Can reach **entire US within a day** with only **2-3** distribution centers¹

Alleviate driver shortage

- ▶ **80,000+ driver shortage** set to rise to 160,000 by 2030²
- ▶ **Aging workforce** as fewer enter a difficult job, with 54% of truckers above 45 years old in 2020, compared with 31% in 1994³
- ▶ **92% turnover** for large truckload for-hire carriers⁴

Increase safety

- ▶ **Half a million US large truck crashes** are reported each year⁵
- ▶ Truck Drivers had the **most fatalities of any occupation group in 2018**⁶
- ▶ Human factors like recklessness, fatigue and distraction are attributed to **94% of crashes**⁷

Improve energy efficiency

- ▶ **>10% fuel and emissions reduction potential** through eco-driving, off-peak deployment, and capping peak speeds⁸

Optimize vehicle utilization and design

- ▶ Maximum, near **24 hour** utilization potential without Hours of Service limitations
- ▶ **Optimized truck configuration** does not require heavy, expensive creature comforts

SOURCES: ¹ Deloitte 'Autonomous trucks lead the way' [link](#), ² Bureau of Labor Statistics. 2020. Employed persons by detailed industry and age; Analysis of Truck Driver Age Demographics Across Two Decades (2014) White paper, ³ ATA Truck driver shortage analysis 2021, ⁴ [Turnover Rate at Large Truckload Carriers Rises in Third Quarter](#), ATA, ⁵ [Large Truck and Bus Crash Facts 2018](#), ⁶ CDLife 'Driving a truck is the deadliest job in the U.S.' [link](#), ⁷ NHTSA 2015 Critical Reasons for Crashes Investigated in the National Motor Vehicle Crash Causation [Survey](#), ⁸ ICCT 'Automation in the long haul: challenges and opportunities' paper

Development, launch, and scale of the Aurora Driver is expected to happen in five phases

Phase I

Lay the foundation

Phase II

Develop & refine

Phase III

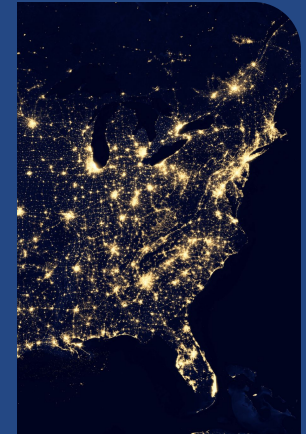
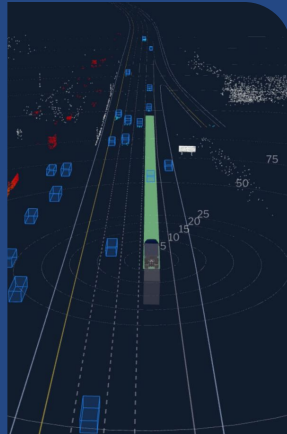
Validate

Phase IV

Launch

Phase V

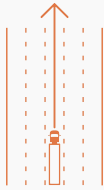
Expand



Aurora's FirstLight Lidar is engineered for the needs of highway driving

Multi-modal long-range sensing

The ability to see at distance with both Lidar & Camera—is crucial to unlocking safe autonomous operation at high speed. FirstLight FMCW Lidar enables quicker reaction and longer range for safer, more capable driving.



Long Range Performance

Coherent light allows FirstLight to see more than twice as far as traditional lidar¹



Interference Immunity

Eliminates virtually all interference from sunlight and other sensors



Simultaneous Range + Velocity

Doppler effect provides high velocity precision at every point

FirstLight Lidar

A diagram showing a horizontal dashed line representing a sensor beam. A small blue sensor icon is at the left end of the line. The line extends to the right, with a red wavy line at the end, representing the beam's range and velocity measurement.

- Not limited by solar loading
- Immune to sensor interference
- Provides instantaneous range and velocity

Aurora's Virtual Testing Suite creates a paradigm shift in testing safety, efficiency, and speed

Aurora's Virtual Testing Suite (which includes simulation and data replay technologies) improves:


- ▶ **Safety:** Dramatically reduces the number of on-road miles needed to develop the Aurora Driver
- ▶ **Efficiency:** Aurora's motion planning simulation is 2,500x less expensive than on-road testing
- ▶ **Speed:** At scale, Aurora's Virtual Testing Suite can simulate in one hour, the equivalent of over 50,000 trucks operating on the road. Aurora was able to simulate 2.25M unprotected left hand turns before testing that capability on public roads.



The Aurora Atlas is HD mapping with exceptional maintainability

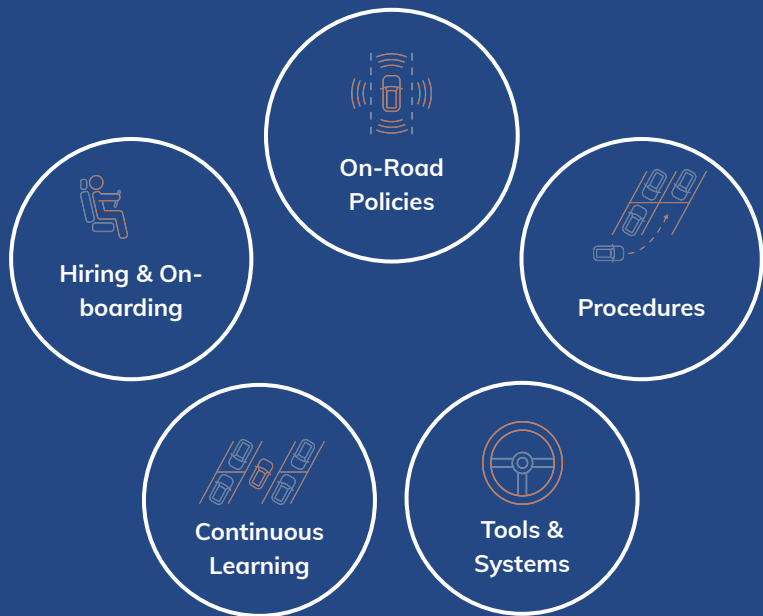
Aurora's Atlas architecture:

- ▶ Provides accuracy where it's needed most: near the vehicle
- ▶ Unlocks rapid (near-real-time) updates
- ▶ Enables efficient maintenance so that map data can always be up-to-date
- ▶ Shards data so that map building can be massively parallelized



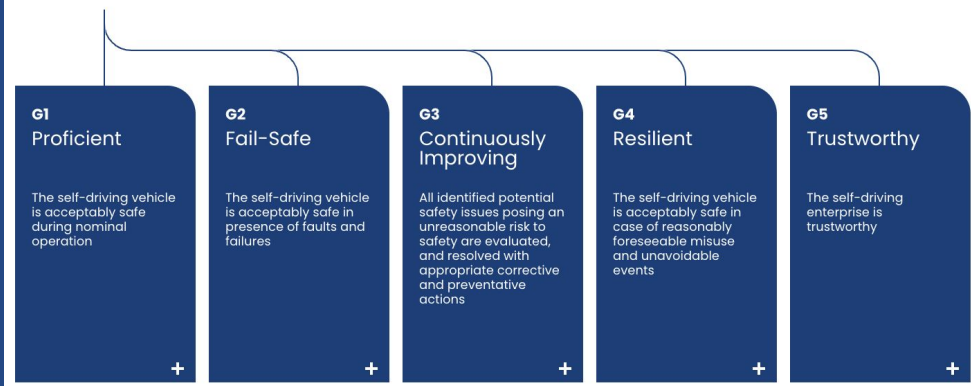
Safety Focus

Operational Safety



Safety Case Framework

Aurora's self-driving vehicles are acceptably safe to operate on public roads[®]



Our Pilots



Uber
Freight

..... Industry collaborators





Aurora